



Colour items that belong in your emergency kit.

Are you ready for an emergency?

Find the hidden emergency words in the puzzle.

BACKPACK
BATTERIES
CLOTHING
TORNADO
WHISTLE
CANDLES
STORM
WATER
ALERT
FOOD
CASH
KIT



MEDICATION
EMERGENCY
FLASHLIGHT
DISASTER



Household Communications Plan

If you have a household communications plan, it will be easy to contact your family, guardians or friends in a disaster! Fill out this emergency contact form with your household, and make sure everyone knows where to meet and who to call. When you finish, cut out this page and hang it where everyone in your household can see it.

My name: _____
 My address: _____

 My telephone number: _____

My Household
 Parent/guardian work and cell numbers
 Work number: _____
 Cell number: _____
 Work number: _____
 Cell number: _____

Who to call in case of emergency
 Emergency Number: 9-1-1 or _____
 Name and number of neighbour or relative: _____
 Name and number of out-of-town contact: _____



ontario.ca/beprepared



more fun activities inside

Did You Know?

During an emergency you may have no electrical power or be asked to evacuate. An emergency kit contains items you and your household need for at least three days. Work with your household to build a kit. It should be easy to carry, like a backpack or suitcase. Check the kit twice a year to ensure the freshness of food and water, and add new items if needed.

Emergency Kit Essentials Checklist (Three-day supply per person)

- non-perishable food and manual can opener
- bottled or bagged water (4L per person, per day)
- medical masks or respirators, and hand sanitizer
- medication(s) and first-aid kit
- toilet paper and other personal items
- cell phone charger and power bank
- cash in small bills
- flashlight, headlamp or glow stick
- radio (crank or battery-run)
- extra batteries
- candles and matches/lighter
- extra car and house keys
- whistle (to attract attention, if needed)
- zip-lock bags, garbage bags and duct tape
- copies of important documents (identification, insurance)

Unscramble the disaster...

woper ilfaure _____

diwldlna irfe _____


cei rmots _____

rtheauakeq _____

daornot _____

loodf _____

Crossword Fun!



Across

- Your household should have an emergency _____
- Can happen anytime and anywhere
- Used in the dark
- Radio and extra _____

See answers below.

Down

- This goes out in an emergency
- Type of radio that requires no batteries
- Who else in your household needs a kit?
- Keep a three-day supply of bottled _____
- If someone gets hurt, you need a _____-aid kit

Pet Emergency Kits

Pets are part of our families. Your pet emergency kit should include the following items:


- food, water, bowls, paper towels, and a can opener
- blanket and small toy
- sturdy leash and harness
- cat litter/pan (if required) and plastic bags
- carrier for transporting your pet
- medicine and medical records (including vaccination information)
- up-to-date ID tag with your phone number and name/phone number of your veterinarian
- current photo of your pet in case your pet gets lost
- how-to guide for how to care for your pet
- copy of license (if required)
- muzzle (if required)

Colour me




Match-It-Up

Draw a line to connect each emergency with the correct action you should take to stay safe.



Tornado Flood Power Outage Wildland Fire Thunderstorm



Leave the area Get to higher ground Go inside Go to the lowest level of a building Use glow sticks or flashlights

Preparing an emergency plan

1. Choose an out-of-town contact who you can connect with.
2. Establish a meeting place away from your home.
3. Build and customize an emergency kit to meet the unique needs of your household.

For more information on how to be prepared visit: ontario.ca/BePrepared

Answers

Crossword

Across

1. Plan
5. Emergency
7. Flashlight

Down

2. Alert
3. Crank
4. Pets
6. Water
7. First
8. Batteries

Word Scramble

power failure
wildland fire
ice storm
earthquake
tornado
flood