



Ontario 

Is it an emergency? Spinner game.



ontario.ca/BePrepared

Instructions

- **Print a copy of *Is it an Emergency? Spinner Game*.**
- **Take a paper clip and straighten one end.**
- **Position looped end of paper clip in centre of spinner and hold there with the tip of a pencil. Flick the straight end of the paper clip to spin.**
- **Divide into two teams. Flip a coin to establish which team will have the first spin.**
- **At each turn, one team member must spin the paper clip. When it lands on a picture, the team member must identify the situation as being an emergency or a non-emergency and then must explain their answer.**
- **Example: The spinner lands on a picture of a fire. It is an emergency because it is likely to cause damage to property and put people in danger.**
- **If a player lands on the same section twice, they should spin again until they land on a different section.**
- **Score 1 point for identifying the situation correctly and 1 point for a correct explanation. First team to 10 wins!**

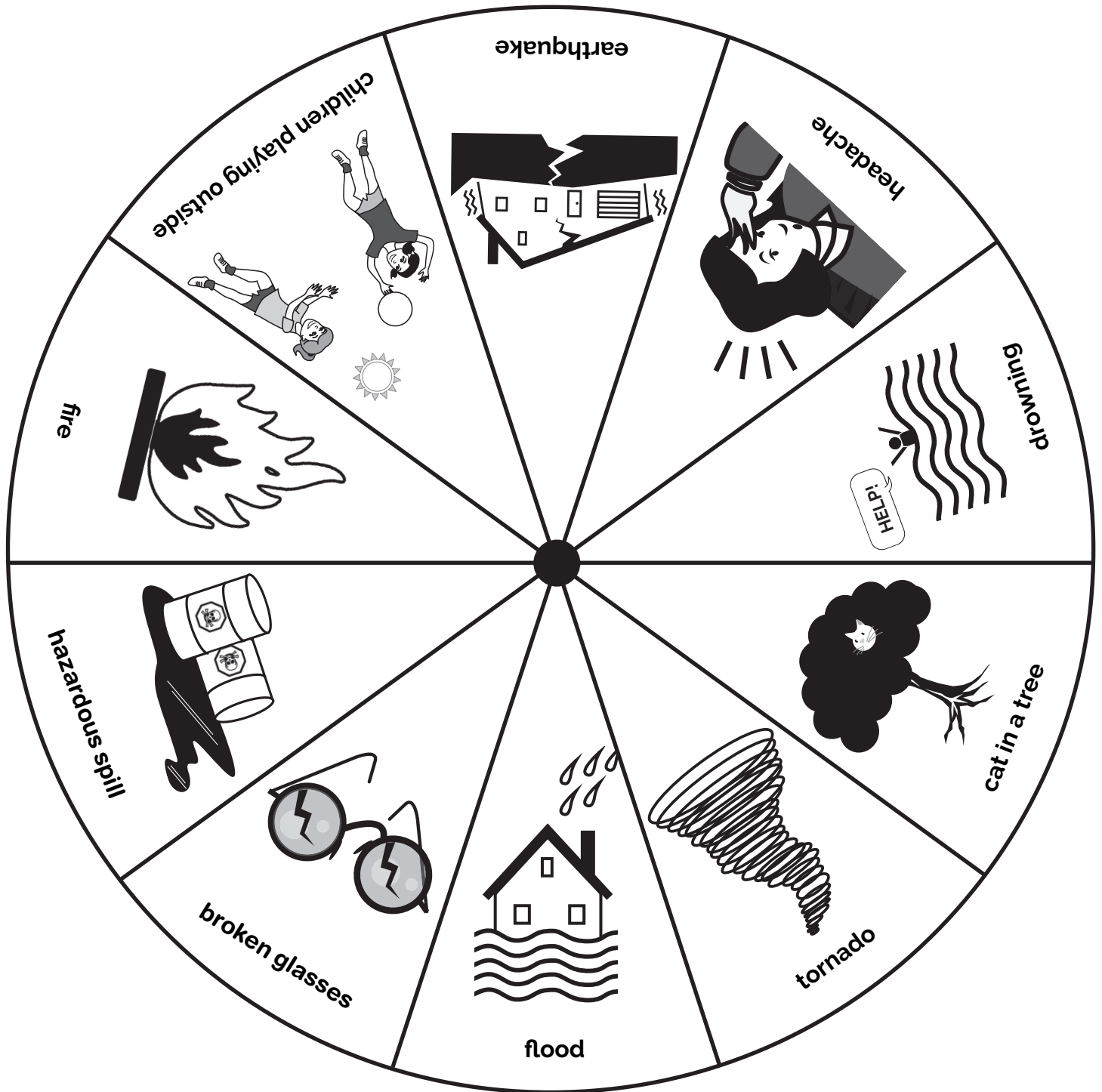


Ontario 

Is it an emergency? Spinner game.

Ages
6-12

ontario.ca/BePrepared










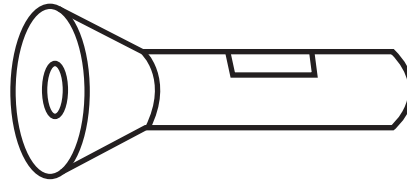
Ontario

What belongs in an emergency preparedness kit?

Ages 4-8

ontario.ca/BePrepared

Colour the items that do belong in an emergency preparedness kit.














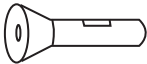





Ontario

Emergency preparedness kit word search

Ages 7+

ontario.ca/BePrepared

Find and circle the items that should be in your emergency preparedness kit

 water	 batteries	 whistle
 food	 candles	 first aid kit
 clothes	 money	 radio
 flashlight	 keys	 toilet paper
 cards	 blankets	 medication

POEMATWATERAREDDOOFPOEMJGFITARED
 CLOTHESOEMTHGILHSALFVINANUSDARCBA
 TTERIESDIESTSELDNACOERSIMYENOMRSIM
 KEYSDIESUEMAHNTSTEKNALBEWHISTLEIES
 KDNHBIIDOIFOTUYWNUDLBWKNBELJIFS FIR
 STAI DKITOE S O I D A R I E M E S T O I L E T P A P E R S I M
 E L I O X E S L K B E N O I T A C I D E M E G L E M D I O J I N S C X



Emergency preparedness kit card game

Ages
6-12



Instructions

ontario.ca/BePrepared

Emergency preparedness kit card game

For 2 to 6 Players

Object: To collect the most pairs of cards by the end of the game.

Set up: Each card has the picture of an item that belongs in an emergency preparedness kit or a pet emergency preparedness kit.

Print two or more copies of the Emergency Survival Kit cards.
Cut along the dotted lines and mix them, face down.

Deal each player 5 cards and place the remaining cards face down in a draw pile.

Playing: Player 1 to the left of the dealer begins by asking any other player for a card matching one they already hold in their hand. If the player they asked has that card, they must give it to player 1.

Player 1 then takes the matching card from their hand and puts both cards face up in front of them. They now take another turn, asking any player for any other card that they have in their hand.

They continue to do so as long as they get the card they asked for from any player.

When a player does NOT have the card asked for, player 1 must take the card on top of the draw pile.

If it is the card they were looking for, player 1 will lay down the pair and pick up two new cards from the draw pile. If it does not match, they must keep the card in their hand.

The player to the left of player 1 now takes their turn and the game continues as above, in a clockwise direction.

Ending and winning the game: When there are no more cards left in the draw deck, players continue to ask for cards until one player is out of cards. Each player now counts how many pairs of cards they matched. The player with the most pairs wins.




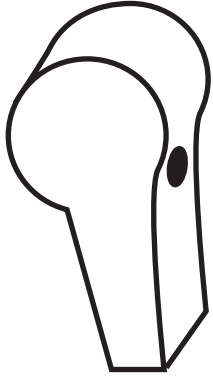
Ontario 

Emergency preparedness kit card game

Ages
6-12

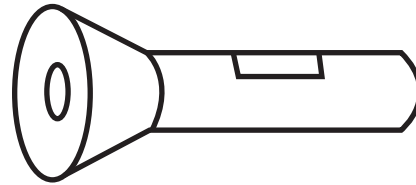

ontario.ca/BePrepared

whistle




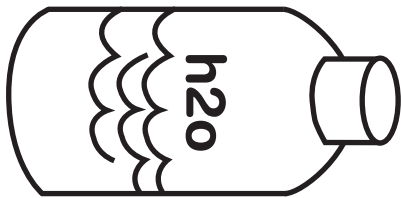
first aid kit

radio



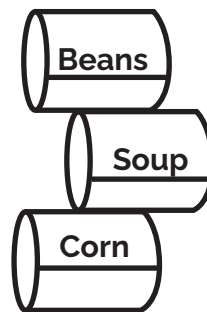
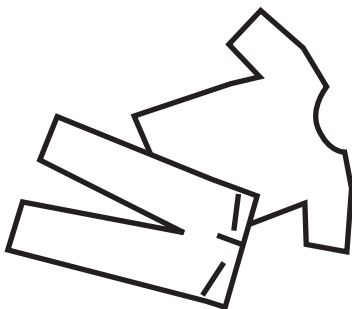
flash light

water



candle
and
matches

clothes



canned food



Ontario 

Emergency preparedness kit card game

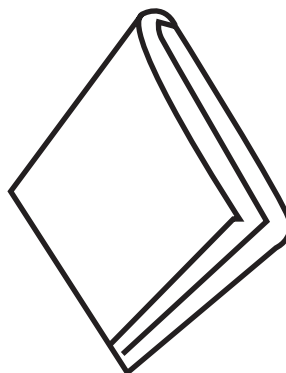
Ages
6-12

ontario.ca/BePrepared

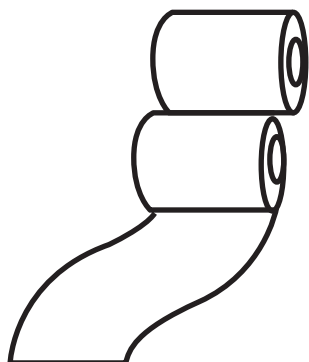
money




blankets



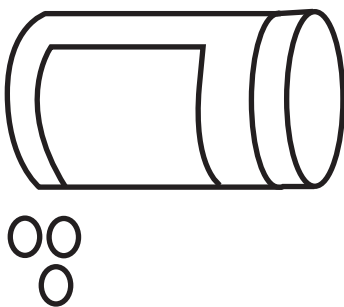
toilet paper



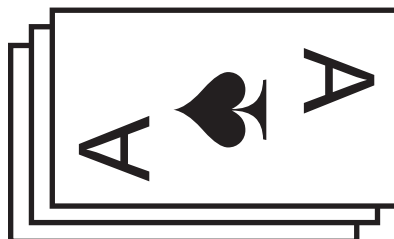
keys




medication



cards



batteries



kitty litter






Ontario

Emergency preparedness kit card game

Ages 6-12

ontario.ca/BePrepared


pet food and water



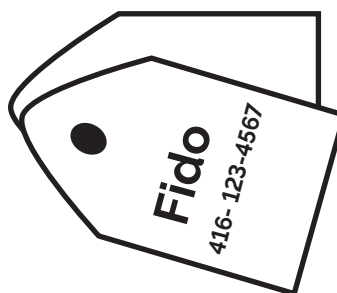
dog leash



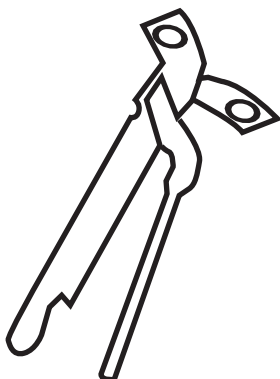
pet carrier



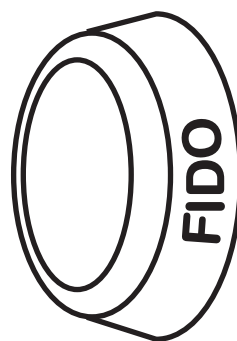
pet ID tags



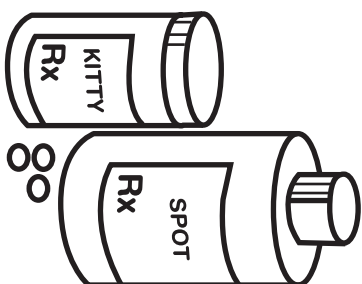
can opener



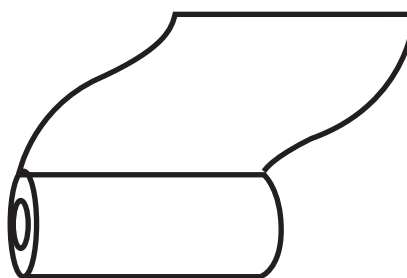
pet's dish



pet medicine



paper towels





Pets and emergencies Crossword puzzle

Read the clues and fill in the answers about pets and emergencies



1. Two things any animal needs to survive.



2. Keep them warm with a _____.



3. Hold on to this so your dog won't run away.



4. One of these will help others to recognize your pet if it is missing.



5. Use this and let your pet get off its feet.



6. Remember that your pet might want to play with a _____.



7. Pack this if you have a sick pet.



8. These will come in handy for food and water.



9. An _____ with your phone number and veterinarian's information will help if your pet gets lost.

The crossword puzzle grid consists of white squares for letters and black squares for empty space. The starting points for the clues are as follows:

- 1: 11 horizontal squares, starting at row 2, column 1.
- 2: 3 vertical squares, starting at row 1, column 5.
- 3: 4 vertical squares, starting at row 2, column 10.
- 4: 5 horizontal squares, starting at row 3, column 10.
- 5: 7 horizontal squares, starting at row 4, column 1.
- 6: 3 vertical squares, starting at row 3, column 6.
- 7: 8 horizontal squares, starting at row 3, column 1.
- 8: 4 vertical squares, starting at row 3, column 13.
- 9: 3 vertical squares, starting at row 3, column 2.



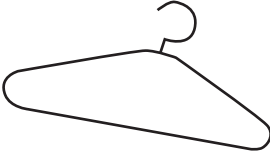
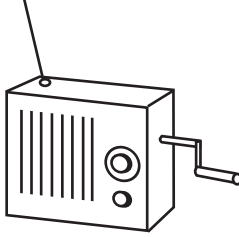



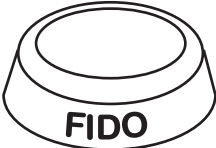
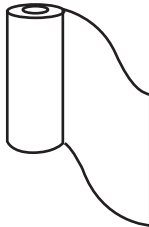


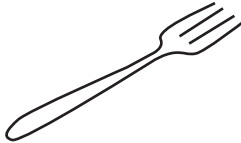



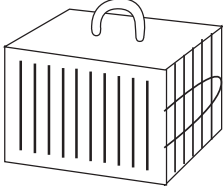

Ontario

Pet emergency preparedness kit (cut and paste)

Ages 4-8

ontario.ca/BePrepared

Cut out the items that belong in a pet emergency preparedness kit and glue them in the kit on the next page.






Ontario 

Pet emergency preparedness kit (cut and paste)

Ages
4-8

ontario.ca/BePrepared





Ontario 

In case of emergency!

Ages
4+

ontario.ca/BePrepared

Fill in the information about your pet(s) and draw or insert a picture of each.

I have

number

animal

**Please take my animals
to the nearest OSPCA.**

address



Water safety quiz

Write T (true) or F (false) beside each statement below.

- 1. The most common location for infant drownings is in the bathtub.
- 2. You can only drown in deep water.
- 3. Drowning takes 15-20 minutes to happen.
- 4. Life jackets save lives.
- 5. It is a good idea to have emergency equipment including a first aid kit and a phone close to swimming areas.
- 6. It is okay to drink alcohol before and during swimming and boating.
- 7. Children should always have adult supervision when swimming or playing in and around water.
- 8. It's okay to leave your life jacket un-zipped.
- 9. Backyard pools should be fenced and have self-locking latches (ones that children can't open from outside).
- 10. Taking swimming lessons will help you to stay safer in water.



Water safety quiz - answers

1. **TRUE** - The most common location for infant drownings is the bathtub.
2. **FALSE** - A small child can drown in only a few inches of water – enough to cover the mouth and nose.
3. **FALSE** - Drowning can occur in less time than it takes to take this quiz.
4. **TRUE** - Life jackets save lives.
5. **TRUE** - It is a good idea to have emergency equipment including a first aid kit and a phone close to swimming areas.
6. **FALSE** - Alcohol should never be mixed with swimming or boating.
7. **TRUE** - Children should always have adult supervision when swimming or playing in or around water.
8. **FALSE** - You must be wearing a life jacket properly for it to be effective.
9. **TRUE** - Backyard pools should be fenced and have self-locking latches (ones that children can't open from outside).
10. **TRUE** - Taking swimming lessons will help you to stay safer in the water.